

## Product Name

Luxe 100% Acrylic Interior Top Coat Semi-Gloss & Low Sheen

## Product Description

Luxe 100% Acrylic Interior Top Coat Semi-Gloss & Low Sheen is premium acrylic water based rich finish suitable for all living areas with high illumination.



## Product benefit

APAS Approved: Product complies to all requirement of APAS Specification 0263/3.

Stain Guard: Product has excellent washability due to unique binder technology. This guards your wall against most household stains and ensures easy cleanability.

Anti Roller spatter: Product possesses greatly reduced roller

spatter resulting in cleaner application properties.

Long lasting film: Luxe has a long lasting film that keeps your house as good as new for longer time.

Fungus and Mildew resistant: Luxe is designed to protect your wall against unwanted fungus that can cause considerable damage.

## Product features

|                 |  |
|-----------------|--|
| Washability     | High   |
| Available Packs | 1 Lit, 4 Lit, 10 Lit, 20 Lit   |
| Sheen Variants  | Product is available in Semi-Gloss & Low Sheen.  |
| Coverage        | 12-14 Sqm/lit/coat*<br>*Actual coverage may vary from the quoted coverage due to factors such as method and condition of application and surface roughness and porosity. |
| Colour Options  | APCO 1320 Colours  |

## Areas of Application

The areas of application are wallboard, drywall, concrete, plaster, cement render, paper faced plaster board, timber and hardboard.

## How to Apply

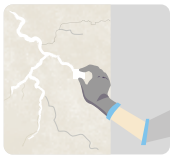
### Pre Painting Steps



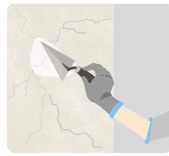
**PLASTER:** New masonry surfaces must be allowed to cure completely. It is recommended to allow 28 days as the curing time for new masonry surfaces.



**CLEANING:** Surface should be free from any loose paint, dust or grease. Growths of fungus, algae or moss should be removed by wire brushing and water. In case of areas having excessive dampness use Asian Paints Damp Block to limit further dampness. When the underlying surface exhibits chalkiness, in spite of thorough surface cleaning, use APCO Coatings Exterior Sealer.



**FILLING FOR CRACKS:** For filling cracks use APCO Coatings Interior/ Exterior wall putty.



**FILLING FOR HOLES & DENTS:** Use APCO Coatings Interior/ Exterior Putty or white cement and fine sand in the ratio 1:3.

For interior surfaces or substrates that are subjected to continuous seepage or dampness, kindly use APCO Coatings SmartCare Damp Block before the top coat application.

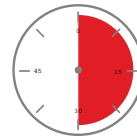
### Paint Application / System

Step - 1: Surface preparation.

Step - 2: Primer Application - Apply Sureprep Acrylic Interior Exterior Acrylic Sealer as per PDS.

Step - 3: Two coats of Luxe Acrylic top coat with an interval of 3-4 hrs.

### Drying Time



|                |         |
|----------------|---------|
| Touch Dry      | 30 Min  |
| Recoating Time | 3-4 hrs |

### Finish - Type / Category


Interior: Premium wall finish.

## Additional Information

|                       |  |
|-----------------------|--|
| Gloss level @ 60°     | Semi-Gloss - 25-35 Unit<br>Low Sheen - 8-12 unit   |
| Method of application | Brush, Roller and Spray  |
| Flammability          | Non Flammable  |
| Safety Precautions    | <ul style="list-style-type: none"> <li>• Do not apply when surface temperature is below 10°C.</li> <li>• Provide adequate ventilation during use.</li> <li>• Keep out of reach of children.</li> <li>• Check cross cut adhesion of old paint before repainting.</li> <li>• In normal condition, a week's curing is required to develop full hardness &amp; resistant properties.</li> <li>• Avoid exposure of new paint film to steam for 48 hours and to washing and scrubbing for 7 days.</li> </ul> |

#### DISCLAIMER:

Although the facts and suggestions in this publication are based on our own research and are believed reliable, we cannot assume any responsibility for performance or results obtained through the use of our products herein described, nor do we accept any liability for loss or damages directly caused by our products. The user is held to check the quality, safety and all other properties of our product prior to use. Nothing herein is to be taken as permission, inducement or recommendation to practice any patented invention without a license.

|   |  |  |
|---|--|--|
|  | <p><b>FACTORY:</b><br/>P.O. Box 694, Lautoka, FIJI.<br/>Ph: 679 6662799; Fax: 679 - 6663959<br/>Email: contact.fiji@apcocoatings.com</p> | <p><b>SUVA OFFICE:</b><br/>P.O. Box 4202, Samabula, Suva, FIJI.<br/>Ph : (679) 3371267/68; Fax: (679) 3371269<br/>Email: contact.fiji@apcocoatings.com</p> |
|---|--|--|